

Quick start-up guide

Welcome!

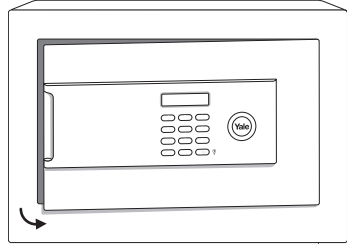
Thank you for buying a Yale safe.

Before operating your new Yale safe, please read the user manual and fitting guide to ensure maximum performance.


For any inquiries visit www.yalelock.com

Setting your user code

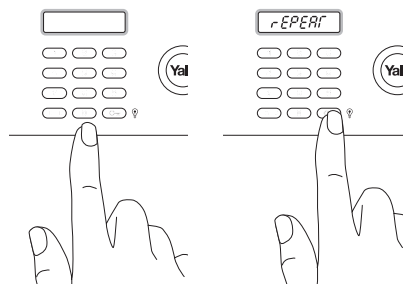
1 unlock door




2 ENTER + 3



3 code → **Over** → code → **Over**



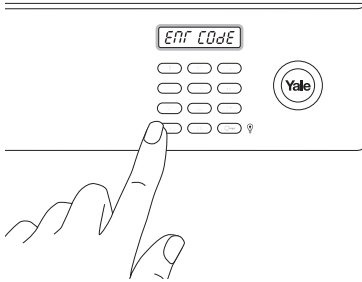
4



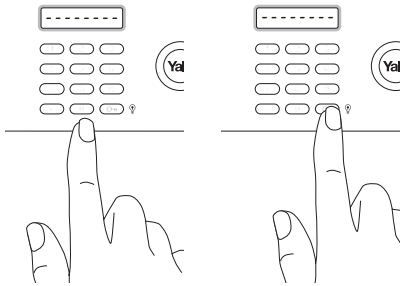
Please do not store the mechanical override keys inside the safe.

Opening the safe

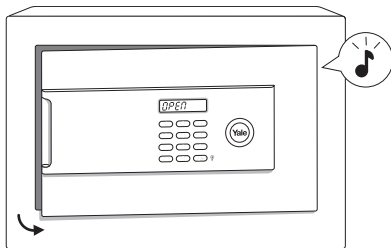
1 press **ENTER**



2 code → **ENTER**

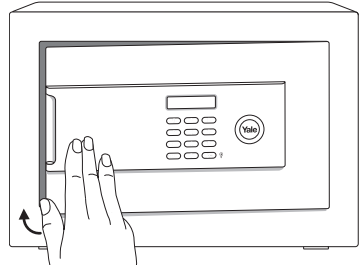


3



Closing the safe

1 close door



2 **ENTER** → **ENTER**

